

Utilizing High Leverage Practices for Distance Learning

Educator Module 1: Creating Communication Systems for
Collaboration



Welcome!

Materials that may be useful:


1. Pen or pencil
2. Notebook



Your Presenters



Ashley MacGavin
Improvement Facilitator



Jessica Maiorca-Nunez, Ed.D.
Improvement Facilitator



SYSTEM IMPROVEMENT LEADS

INSPIRE • CONNECT • INNOVATE



Objectives



Educators will:

- Learn effective ways to collaborate with colleagues and families.
- Learn steps to create a communication plan.
- Explore resources to use to plan and monitor communication and collaboration.

What are High Leverage Practices (HLPs)?



Research Based



Four Aspects of Practice



Usable Across All Content Areas



Focus on Instructional Practice

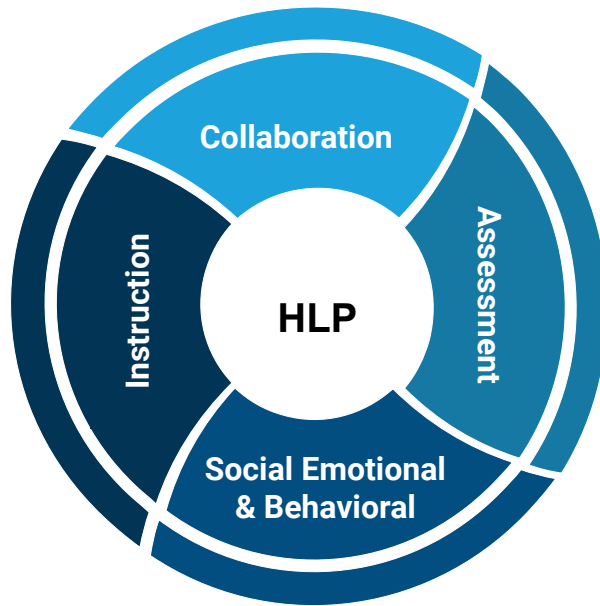


Execution is Fundamental



Occur with High Frequency

Module One's Focus: Collaboration



<https://highleveragepractices.org>

Collaboration

- Colleagues
- Families





Collaborating with Colleagues

Collaborating with Colleagues



Planning



Purposeful

Intent

Expectations

Effective Communication

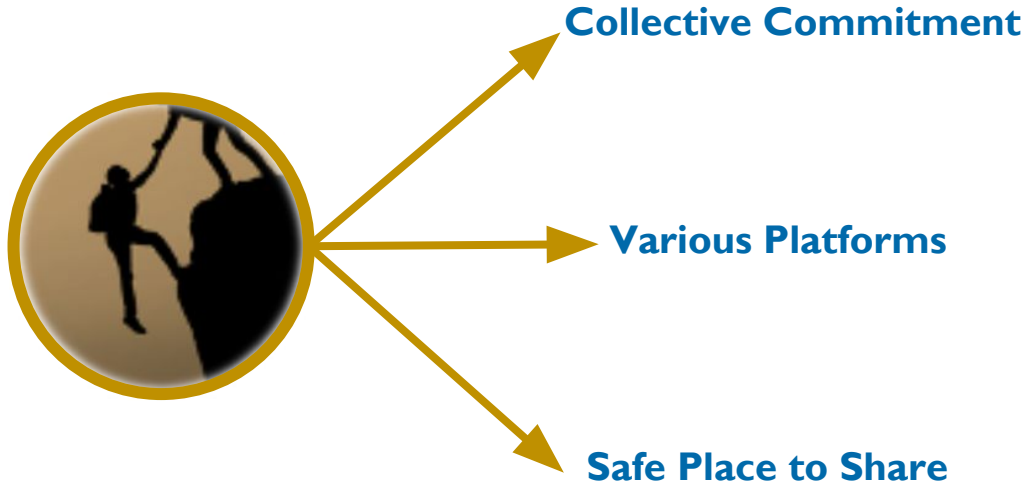


Across all Educational Practices

Consider Various Expertise

Verbal & Nonverbal Communication

Trust



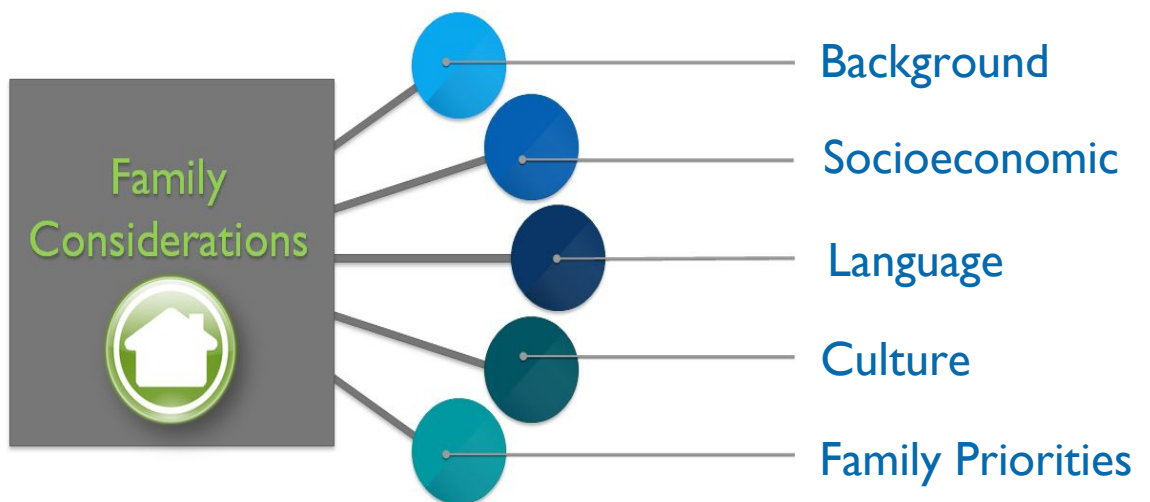
Remembering Our Why





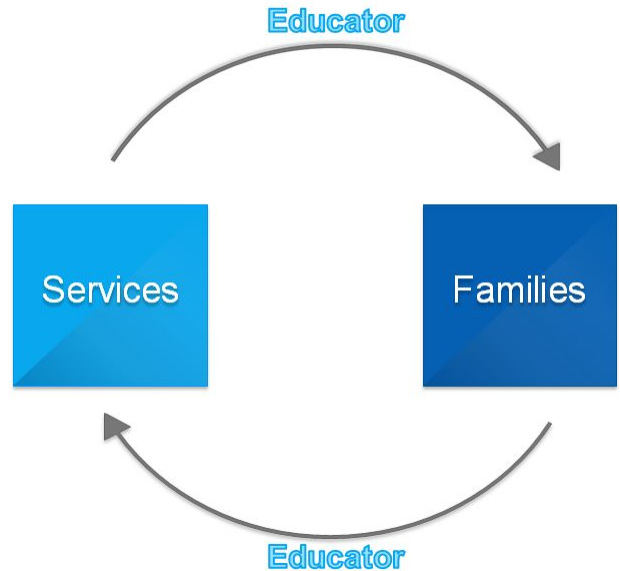
Collaborating with Families

Communicating With Families




Educators Bridging Communication

- Establish communication
- Frequent and consistent contact
- Agreed upon mode



Collaboration Plan Sample: Educator


INSPIRE • CONNECT • INNOVATE

Distance Learning - Planning for ongoing collaboration

Planning a weekly or bi weekly check in with families

Student: _____

Parent/Guardian: _____

Contact info: (phone) _____ (email) _____

Parent preferred communication modality:

- Zoom
- Google video
- Google phone
- Phone
- Text
- _____

Parent preferred days and times:

- Monday _____
- Tuesday _____
- Wednesday _____
- Thursday _____
- Friday _____



Collaboration Plan Sample Cont.: Educator



Planning a weekly or bi weekly check in with colleagues:

Colleague: _____

Colleague preferred communication modality:

- Zoom
- Google video
- Google phone
- Phone
- Text
- _____

Colleague preferred days and times:


- Monday _____
- Tuesday _____
- Wednesday _____
- Thursday _____
- Friday _____

Other colleagues to consider inviting

- _____
- _____

Collaboration Plan Sample: Parent




INSPIRE • CONNECT • INNOVATE

Distance Learning - Planning for ongoing collaboration

Planning a weekly or bi weekly check in with educators

Student: _____

I would like to have regular check ins with:

- Teacher
- (EXAMPLE: Speech Therapist my child works with)
- _____
- _____

My preferred communication modality:

- Zoom
- Google video
- Google phone
- Phone
- Text
- _____

Collaboration Plan Sample Cont.: Parent



My preferred days and times:

- Monday _____
- Tuesday _____
- Wednesday _____
- Thursday _____
- Friday _____

*Please let your educator know if you would like support with setting up virtual backgrounds to honor your privacy

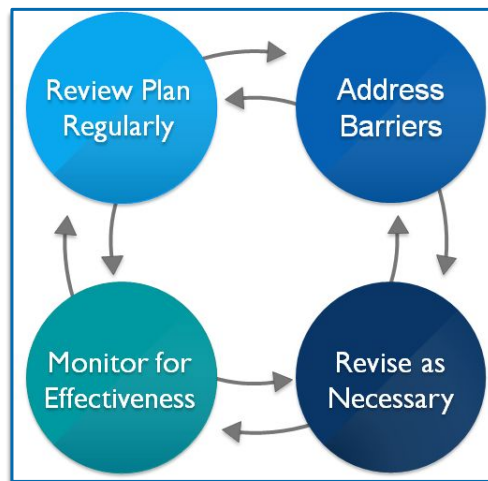


Questions to consider

Please note that any questions you have are good questions and you are encouraged to take them to your child's teacher.

- There may be other educators I want to check in with. Will you help me facilitate those connections?
- Will you provide me with contact info for the other educators working with my child?
- How can I assist my student during distance learning?
- What information can I provide you to help you better monitor progress?
- When can we talk to check in? Let's set up a day and time each week.
- Do you have any resources for activities I can do with my child to support their learning and working on IEP goals?
- I'm feeling overwhelmed or frustrated. Can we talk and make a plan?
- Can I contact you with a question if I don't understand an assignment?

Tips for Monitoring the Collaboration Plan



Collaboration

We will dedicate the next 20 minutes to holding space for you to consider what we've presented, your current practice and what you might do going forward.

Using break out rooms you will have time to:

- Collaborate with other educators to share tips and tricks that are supportive to your current practice
- Plan next steps utilizing the companion tool we have provided



Please consider leaning into a facilitator's role in the break out room, and be prepared to take notes on anything that resonates with you.

Collaboration

When you have entered the break out room, the discussion questions will be available in the chat.

You will have 5 minutes.

When you return to the main session you will be asked to share something that stood out to you from your conversation using the chat feature.



Question One

What are you currently doing to collaborate with colleagues and families?

Question Two

Take a look at the companion tool and discuss how you might use it to set up ongoing collaboration.

Question Three

What type of communication plan are you currently using and how do you monitor it?

Thank You!

We Value Your Feedback:
Survey

Questions about this presentation?
Contact us at:
info@systemimprovement.org

For more information:
<https://systemimprovement.org>

